



# Check-Fast® Inspection

US Patent #7,661,737 CA #2,547,632 EP #1899255

The Check-Fast® System is designed to improve job-site safety. The Check-Fast® Tag and External Warning Indicator (EWI) on a roundsling product provides for a pass/fail inspection of the internal load bearing core yarn. Damage to the core yarn from ultraviolet (UV) light degradation, fiber on fiber abrasion, fatigue, and severe overload can be detected. If the sling is mistakenly overloaded beyond rated capacity, the EWI is designed to disappear before the sling fails. The sling inspector now has a GO/NO-GO inspection device rather than relying on a subjective hand-over-hand inspection to make an educated guess if the load bearing core yarns are in good condition. This safety system is available for High Performance K-Spec® Fiber Roundslings or polyester roundslings fabricated by authorized SLINGMAX® Dealers.



## Twin-Path® Check-Fast® Slings (with K-Spec® core yarn and Covermax®)

**NOTE:** Capacities shown include both paths and are for one complete sling. Sling ratings based on fittings of equal or greater capacity. Conforms to ANSI/ASME B30.9 chapter 6, NAVFAC P-307 section 14.6.4.3, and the Cordage Institute Roundsling Standard. This chart is based on a 5:1 Design Factor (DF); but any other DF can be fabricated. Higher capacity slings are available. **CAPACITIES ARE IN POUNDS (LBS.).**

Twin-Path® Sling Stock No.	Vertical	Choker	Vertical Basket	Basket Hitches		Approximate Weight (Lbs. per Ft.) (Bearing-Bearing)	Nominal Body Width (Inches)*
			90°	60°	45°		
TPXCF/TPXC 1000	10,000	8,000	20,000	17,320	14,140	.40	1.5 - 3"
TPXCF/TPXC 1500	15,000	12,000	30,000	25,980	21,210	.45	1.5 - 3"
TPXCF/TPXC 2000	20,000	16,000	40,000	34,640	28,280	.51	1.5 - 3"
TPXCF/TPXC 2500	25,000	20,000	50,000	43,300	35,350	.57	2.0 - 4"
TPXCF/TPXC 3000	30,000	24,000	60,000	51,960	42,420	.71	2.0 - 4"
TPXCF/TPXC 4000	40,000	32,000	80,000	69,280	56,560	.83	2.0 - 4"
TPXCF/TPXC 5000	50,000	40,000	100,000	86,600	70,700	1.14	2.5 - 5"
TPXCF/TPXC 6000	60,000	48,000	120,000	103,920	84,840	1.27	2.5 - 5"
TPXCF/TPXC 7000	70,000	56,000	140,000	121,240	98,980	1.39	2.5 - 5"
TPXCF/TPXC 8500	85,000	68,000	170,000	147,220	120,190	1.65	3.0 - 6"
TPXCF/TPXC 10000	100,000	80,000	200,000	173,200	141,400	1.84	3.0 - 6"
TPXCF/TPXC 12500	125,000	100,000	250,000	216,500	176,750	2.35	4.0 - 8"
TPXCF/TPXC 15000	150,000	120,000	300,000	259,800	212,100	2.66	4.0 - 8"
TPXCF/TPXC 17500	175,000	140,000	350,000	303,100	247,450	3.14	4.0 - 8"
TPXCF/TPXC 20000	200,000	160,000	400,000	346,400	282,800	3.45	5.0 - 10"
TPXCF/TPXC 25000	250,000	200,000	500,000	433,000	353,500	4.07	5.0 - 10"
TPXCF/TPXC 27500	275,000	220,000	550,000	476,300	388,850	4.61	6.0 - 12"
TPXCF/TPXC 30000	300,000	240,000	600,000	519,600	424,200	4.92	6.0 - 12"
TPXCF/TPXC 40000	400,000	320,000	800,000	692,800	565,600	6.54	7.0 - 14"
TPXCF/TPXC 50000	500,000	400,000	1,000,000	866,000	707,000	8.15	7.0 - 14"
TPXCF/TPXC 60000	600,000	480,000	1,200,000	1,039,000	848,000	10.20	8.0 - 16"

\*Dimensions can vary according to the hardware or bearing points the slings are used with. Minimum is "tapered" width; Maximum is the flat tubing width.

**METRIC SLINGS AVAILABLE**

## **WARNING**

Sling can fail if damaged, misused or overloaded. Inspect before use. Damaged sling shall not be used. Use only if trained. Do not exceed rated capacity. Protect sling from being cut by load edges, corners, protrusions and abrasive surfaces. Avoid exposure to acid, alkali and temperature over 180°F. DEATH or INJURY can occur from improper use or maintenance.








## Check-Fast® High Performance Roundslings

US Patent #7,661,737 CA #2,547,632 EP #1899255

This is the only single-path, high performance fiber roundsling with an overload indicator. The Covermax® cover is the most durable available for a synthetic sling. Also available in polyester – SPCF slings up to SPCF 6000, 60,000 lb. vertical. The SPF sling has an orange polyester cover.






### Single-Path Extra Covermax® with Check-Fast® Inspection

Single-Path K-Spec® Sling Stock No.	Rated Capacities (Lbs.)					Approximate Weight (Lbs. per Ft.) (Bearing-Bearing)	Nominal Body Width (Inches)*
	Vertical	Choker	Vertical Basket	Basket Hitches			
			90° 	60° 	45° 		
SPXCF 500	5,000	4,000	10,000	8,660	7,070	.34	2.5"
SPXCF 1000	10,000	8,000	20,000	17,320	14,140	.38	2.5"
SPXCF 1500	15,000	12,000	30,000	25,980	21,210	.44	2.5"
SPXCF 2000	20,000	16,000	40,000	34,640	28,280	.52	2.5"
SPXCF 2500	25,000	20,000	50,000	43,300	35,350	.59	3"
SPXCF 3000	30,000	24,000	60,000	51,960	42,420	.65	3"
SPXCF 4000	40,000	32,000	80,000	69,280	56,560	.85	3"
SPXCF 5000	50,000	40,000	100,000	86,600	70,700	.98	4"
SPXCF 6000	60,000	48,000	120,000	103,920	84,840	1.11	4"
SPXCF 7000	70,000	56,000	140,000	121,240	98,980	1.24	4"
SPXCF 8500	85,000	68,000	170,000	147,220	120,190	1.63	5"
SPXCF 10000	100,000	80,000	200,000	173,200	141,400	1.81	5"

DO NOT EXCEED RATED CAPACITY

DO NOT EXCEED RATED CAPACITY

### Single-Path Polyester with Check-Fast® Inspection

Single-Path Polyester Roundslings Stock No.	Rated Capacities (Lbs.)					Approximate Weight (Lbs. per Ft.) (Bearing-Bearing)	Nominal Body Width (Inches)*
	Vertical	Choker	Vertical Basket	Basket Hitches			
			90° 	60° 	45° 		
SPCF/SPF 300	3,000	2,400	6,000	5,196	4,242	.30	2.5"
SPCF/SPF 450	4,500	3,600	9,000	7,794	6,363	.45	2.5"
SPCF/SPF 600	6,000	4,800	12,000	10,392	8,484	.48	2.5"
SPCF/SPF 900	9,000	7,200	18,000	15,588	12,726	.70	2.5"
SPCF/SPF 1200	12,000	9,600	24,000	20,784	16,968	.90	3"
SPCF/SPF 1400	14,000	11,200	28,000	24,248	19,796	.95	3"
SPCF/SPF 1700	17,000	13,600	34,000	29,444	24,038	1.20	3"
SPCF/SPF 2200	22,000	17,600	44,000	38,104	31,108	1.40	3"
SPCF/SPF 2600	26,000	20,800	52,000	45,032	36,764	1.70	4"
SPCF/SPF 3200	32,000	25,600	64,000	55,424	45,248	1.90	4"
SPCF/SPF 5000	50,000	40,000	100,000	86,600	70,700	2.70	5"
SPCF/SPF 6000	60,000	48,000	120,000	103,920	84,840	3.00	5"

DO NOT EXCEED RATED CAPACITY

DO NOT EXCEED RATED CAPACITY

## SLINGMAX®, INC.

P.O. BOX 2423  
ASTON, PA 19014-2423 USA  
TEL: 800-874-3539 • TEL: 610-485-8500  
FAX: 610-494-5835

[www.slingmax.com](http://www.slingmax.com)



SLINGMAX®, CornerMax®, Twin-Path®, Check-Fast® System, ✓Fast System®, Covermax®, G-Link™, Gator-Laid®, Gator-Flex®, Gator-Max®, Tri-Flex®, and Sparkeater® are trademarks of and the property of their respective owners.